



Features

- Digital measurement value processing incl. temperature compensation
- Internal function control with integrated hardware watchdog
- Data / measured values sensor controller, therefore simple exchange uncalibrated <-> calibrated High accuracy, selectivity and reliability
- Low zero point drift
- Long sensor life time
- Hardware & software according to SIL2 compliant development process
- Easy maintenance and calibration by exchange of the sensor unit or by comfortable on-site calibration
- 4 – 20 mA or 2 - 10Vdc analog output with selectable signal output for special mode, fault etc.
- Reverse polarity protected, overload and short-circuit proof
- Housing for integration of the sensor unit

Technical Data

Gas type	Carbon Monoxide
Detector element	Electrochemical
Power supply	16 – 29Vdc, reverse-polarity protected
Power consumption	50 mA, max. (1.7VA for 24V)
Analog output signal	Proportional, overload and short-circuit proof, load ≤ 500 Ohm for current signal, ≥ 10kΩ for voltage signal 4-20 mA or 2-10V = measuring range 3.2 < 4 mA or 1.6-2V = underrange >20-21.6 mA or 10-10.8V = overrange 2.5 mA or 1.25V = fault >21.8 mA or 10.9V = fault high
Detector coverage	400 m² garage application, as rule of thumb
Measuring range	See ordering codes
Accuracy	±3 ppm
Resolution < ± % sig.	0.5 ppm
t₉₀ Time (time allowed for sensor to detect 90% of existing gas conc.)	≤ 50 sec.
Zero-point variation	±4 ppm
Drift (zero)	<0.4 % signal/month
Drift (Gain)	<0.4 % signal/month
Temperature range	-15°C to +50°C
Humidity range, non-condensing	10-95% r.H.
Sensor life time	6 years
Relative gas density	0.97 (Air = 1)
Mounting height	1.5 - 1.8 m above floor
Storage temperature	5°C to 30°C (41°F to 86°F)
Calibration interval¹	12 months

Design Features

Exchangeable sensor unit including digital value processing, temperature compensation and self control for the continuous monitoring of the ambient air.

The GCO sensor unit houses a module with a micro Controller, analog output and power supply in addition to the electrochemical sensor element including amplifier.

The micro Controller calculates a linear 4 – 20 mA or 2 - 10Vdc signal out of the measurement signal and also stores all relevant measured values and data of the sensor element.

Calibration is done either by simply replacing the sensor unit or by using the comfortable, integrated calibration routine directly at the system.

Application

For detection of carbon monoxide (CO) within a wide range of commercial applications such as vehicle exhaust in parking structures (e.g. underground garages) engine repair shops, tunnels, loading bays, engine test benches, shelters, go-kart race courses etc.

Due to the standard analogue signal the CO detector is compatible with any electronic analogue control, DDC/PLC control or automation system.

Ordering Codes

ACO 100		0-100 ppm 16-29Vdc
ZCO 100	Sensor	0-100 ppm for exchange (6 years)
	Head (Repl.)	

Cont'd on p. 2

cont'd on p. 2



Carbon Monoxide (CO) Gas Detector, 4 - 20mA or 2 - 10Vdc

ACO

Apr. 16

Technical data

Pressure range	Atmospheric ± 20 %
Storage time	6 months
Housing type for integration of the sensor unit	Polycarbonate UL 94 V2
Enclosure colour	White
Dimensions (W x H x D)	110 x 85 x 60 mm, excl. sensor unit and cable gland
Weight	Ca. 0.2 kg
Protection class	IP 65 incl. sensor unit
Mounting	Wall mounting
Pre-embossed entries for cable / sensor unit	PG 13.5

¹ Manufacturer recommended calibration interval for normal environmental conditions.

Alarm levels - garage

Alarm warning level set at 20 ppm
Critical alarm level set at 25 ppm.

Cross Sensitivity

(The sensor reacts differently to the following gases)

Gas	Concentration ppm	Reaction ppm
Chlorine, Cl ₂	2	0
Ethanol, C ₂ H ₅ OH	2000	5
Carbon dioxide, CO ₂	5000	0
Sulphur dioxide, SO ₂	50	0.5
Hydrogen sulphide, H ₂ S	25	0
Nitrogen dioxide NO ₂	50	-1
Nitrogene monoxide NO	50	8
Hydrogen, H ₂	100	20

The table doesn't claim to be complete. Other gases, too, can have an influence on the sensitivity. The mentioned cross sensitivity data are only reference values valid for new sensors.

Ordering Codes, cont'd

ACO 250		0-250 ppm 16-29Vdc
ZCO 250	Sensor Head (Repl.)	0-250 ppm for exchange (6 years)
ACO 300		0-300 ppm 16-29Vdc
ZCO 300	Sensor Head (Repl.)	0-300 ppm for exchange (6 years)
ABUZ	Built-in buzzer	
ABUZ LED	Buzzer with built-in LED indication	
ADUCT	Duct Kit	
DR 24/30	Power supply 24Vdc	
ASTAIN	Option, stainless housing	
REG	Pressure regulator, flow adjustment to 0.5 l/min	
GAS	Calibration Gas 17 liters	
GKIT	Calibration Kit	

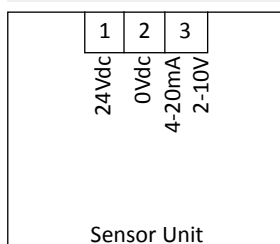
Alarm Units

AAW 24	Warning Horn 24Vdc 98dB
AAW 230	Warning Horn 230Vac 98dB
OA 24	Flashlight 24Vdc, red
OAW 24	Combined Warning Horn/Flashlight, 24Vdc 98dB
OAW 230	Combined Warning Horn/Flashlight, 230Vac 98dB
OAW 24T	Combined Warning Horn/Flashlight with reset button, 24Vdc 98dB

Warning Plate

Gas Alarm	Flashing gas alarm plate "GASALARM" 24Vac/dc
SP 600	Impact protection

Wiring Configuration



The detector is supplied with a 2-10Vdc control signal.

For a 4-20mA control signal, remove the resistor between terminals 2 and 3.

Set-up

4mA scale on analogue output signal for end of sensor life to a relay output or similar.

3.2 mA scale and 21.6mA as sensor failure. It is nevertheless a fault and these values can be used for diagnostics as an internal control function.



General information

When and where is comprehensive monitoring needed to cover a large area? You may fear that leaks could occur over the whole area. One example could be a solvent storage depot. In similar places you have to assume that an area of 20 - 40 m² per detector could be affected depending on to what extent the vapours can spread (shelving, obstacles, etc.).

In a garage, the sensors are distributed rather evenly. It is estimated that no dangerously high concentrations would form in a garage between two detectors at the specified alarm thresholds with one detector covering 400 m².

Concern about combustible gases has to be based on similar considerations with 80 - 120 m² per detector.

In a brewery, it is assumed that on a floor to be supervised the CO₂ will spread relatively evenly and close to the floor level.

In a storage depot one detector per 100 m² would probably be sufficient. It is important at on-site visits to detect the deeper located areas where CO₂ could accumulate. If there are several such places, each of these areas has to be monitored with (at least) one detector independent of the other detectors. In addition you would have to consider obstacles disturbing uniform spread of vapour.

For a comprehensive monitoring of toxic gases it is important to consider the rate of propagation for this gas. Chlorine for instance, diffuses only very slowly. One detector can monitor a maximum of 10 m².

Ammonia is lighter than air and propagates easily. But if there is moisture somewhere between the leak and the detector, a great deal of ammonia will be bound there and the detector will only detect a small amount of gas .

If there are ice deposits in cold stores, the ammonia will also be bound there and a detector will detect nothing. In this respect there is no general statement for a comprehensive monitoring, but in most applications this is not necessary.

Gas monitoring and ventilation control in parking areas

Gas monitoring in parking areas meets two main needs:

- To give a warning when the amount of harmful gases reaches an unhealthy level.
- To ensure that the ventilation control is done in the best and most profitable way, ie for fresh air needs.

Hazardous gases

Petrol and diesel exhaust fumes emit harmful levels of nitrogen dioxides (NO₂), hydrocarbons (CH) and carbon monoxides (CO).

As a rule only carbon monoxides and nitrogen dioxides are monitored in parking areas since it is often (wrongly) believed that other gases do not reach harmful levels.

Carbon monoxide is a highly dangerous toxic gas (see table at the top of page 5).

Nitrogen dioxide is a carcinogen.

When considering monoxide from gas monitoring perspective it is appropriate to have two alarm levels, where one level, occurs at about 20 ppm, and the other at about 35 ppm.

A gas alert sign or similar can warn of unhealthy carbon monoxide levels at the lower alert level. At the higher alert level, ie critical alarm level, it may be appropriate to allow the system to activate a warning siren.

A detector density of at least 1 detector/400 m² is would be appropriate.

In case there are diesel vehicles in the parking area, it is important to take other harmful gases into consideration, such as nitrogen oxides and hydrocarbons.

In cases described above, specific monoxide detectors cannot cover the detection needs. Detectors that can detect these gases are required, eg, the GNO₂ gas detector.

Application areas

- Car repair shops
- Trucks/Indoor
- Parking areas
- Tunnels
- Mines
- Ice Hockey Rinks
- Bus/Lorry Terminals
- Generator rooms
- Garages

Ventilation control

The minimum requirement to be set in ventilation control is to make certain that the gas monitoring facility affects the ventilation in such a way that if harmful gas concentrations occur, the fresh air intakes must increase in order to reduce gas concentrations to reach harmless levels.

A well-regulated demand controlled ventilation in a parking area not only improves the air quality but it also minimizes the energy consumption by avoiding unnecessary ventilation.

Optimal ventilation with regard to gas concentrations can usually be

achieved by regular ventilation.

In a modern gas monitoring facility there are functions both for alarms (two levels) and controls for air evacuation.

The control options in the gas monitoring facility can be adapted to the control modes of most ventilation facilities.

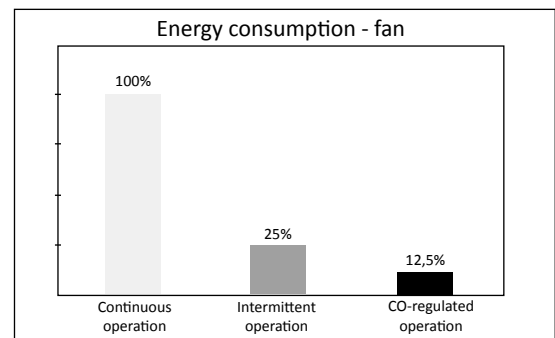
The gas monitoring facility allows for incrementally controlled ventilation.

Example:

At low load, ventilation is running at 1/2-power. If the gas concentration exceeds 20 ppm (level 1), the sensors react and ventilation is controlled is switched over to the 1/1 power.

Staff Alarm - e.g. warning by sirens in the parking area - is given when the concentration exceeds 35 ppm (level 2).

Stepless control via frequency converter controller or via DDC/PLC gives the best energy savings.



By monitoring CO levels and only running the fans when necessary the CO detector becomes a significant energy saver.

Normally parking area ventilation need only be operational in 2 out of 24 hours, which naturally saves a great deal of energy.

Poisoning Hazard

There are several gas that when released in the air uncontrolled can poison and kill people. Common poisonous gases in industry are e.g. ammonia, carbon monoxide and hydrogen sulphide (all the examples listed are also flammable).

Experts within occupational health and medicine estimate the gas concentrations for harmful gases when the adverse impacts are minor.

In Sweden, these so called hygienic levels are set and updated by the Swedish Work Environment Authority.

A distinction is made between the maximum exposure limit, i.e. the maximum value for a 15-minute average exposure, and the exposure limit value, i.e. the maximum value for an 8-hour average exposure.

When monitoring gas it is advisable to let the hygienic exposure limit values provide indications for the choice of alarm levels.

This does not mean however that you necessarily need to adhere to the above described levels.

Alarm levels should be chosen according to how dangerous the gas is and the particular installation conditions.

How carbon monoxide affects people			
Vol-%	ppm	Contact duration	Symptom med möjliga följder
0.02	200	2-3 h	Light headache
0.04	400	1-2 h	Severe headache (forehead)
0.08	800	45 min 2 h	Malfunctions in the body Unconsciousness
0.16	1600	20 min 2 h	Malfunctions in the body Death
0.32	3200	5-10 min 30 min	Malfunctions in the body Death
0.64	6400	1-2 min 10-15 min	Malfunctions in the body Death
1.28	12800	1-3 min	Death

Emission values for different engine types, as well as hygienic exposure limits of the gases									
GAS	Impurities (g/kg fuel) caused by petrol and diesel engines			ppm content petrol exhausts	ppm content diesel exhausts	Hygienic limits			
						ppm 8 h	mg/m ³ 8 h	ppm 15 min	mg/m ³ 15 min
NO ₂	25	10,5	42	100-200	2000	25	30	-	-
CO	155	12	13	20000-60000	1000	35	39	50	55
CH	15	6	4	200-1500	500	25-1000			

By using gas detectors with an analog output, 4-20 mA, which sends the signal to a computerized control, regulation and monitoring system, the ventilation control is done in a more refined manner.

Depending on the capacity of the computerized system, the ventilation can be controlled continuously instead of stepwise. One can have a throttle control, optional time delays, breakdown of the ventilation into zones, etc.

The impact of various gases and vapours on people and hygienic exposure limits.					
Gas concentration in ppm (parts per million).					
Gas	Lethal dose 5-10 min duration	Severe poisoning	Temporary trouble	Max exp. lim.	Av. exp. lim.
Ammonia (NH ₃)	5.000	2.500	250	50	25
Carbon monoxide (CO)	7.000	2.000	1.000	100	35
Petrol	20.000	7.500	3.000	-	200*
Acetylene	500.000	250.000	100.000	-	-

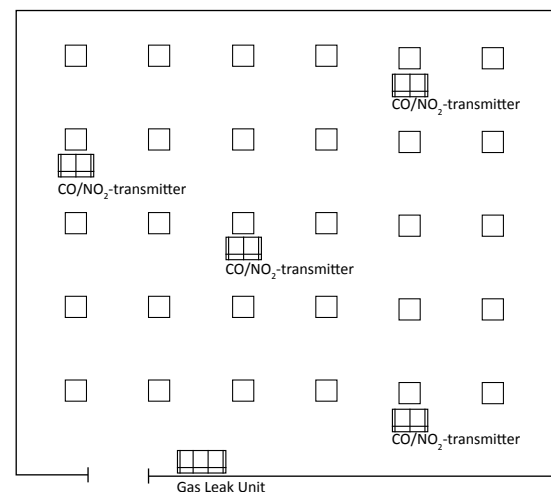
* Refers to mg/m³

Installation exemple

Installation in parking area with mechanical ventilation at 40 x 40 m (1600m²).

The CO-detectors are placed at 140-180 cm above the floor, evenly distributed over the area, with consideration taken for walls and section dividers.

As a rule of thumb there should be one detector per 400m², the exact number depending on the shape of the area.



We cannot be held responsible for errors in the manual/datasheet and reserve the right to correct any errors and to make product improvements, which may affect the accuracy of the manual/datasheet, without prior notice.